




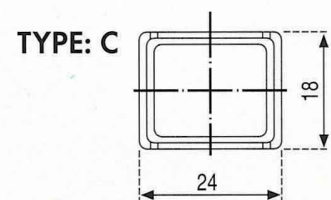
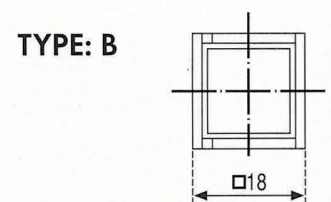
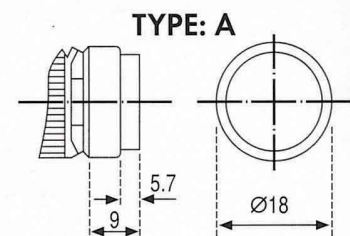
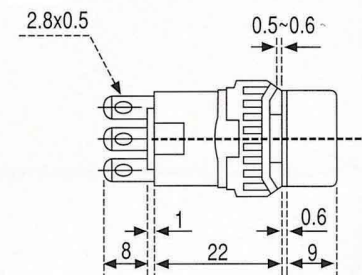


## SPECIFICATIONS

RATED VOLTAGE(max)		250V AC/DC		
ACI DUTY max A		3A		
RATED WORKING VOLTAGE	RATED WORKING CURRENT			
	AC		DC	
	INDUCTIVE LOAD	RESISTIVE LOAD	INDUCTIVE LOAD	RESISTIVE LOAD
24V	XX	XX	0.7A	1.0 A
110V	0.7A	1.0A	0.1A	0.2A
220V	0.5A	0.5A	XX	XX
AMBIENT TEMPERATURE		-25°C ~ 55°C		

TYPE	SPECIFICATIONS		
	ILLUMINATED PUSHBUTTON	PUSH LOCK ILLUMINATED PUSHBUTTON	PILOT LIGHT
	ITEM NO.		
	LAL16S	LAL16Z	LAL16D
	BULB SPECIFICATIONS		
	AC/DC 6V; 12V; 24V; FILAMENT BULB		
	AC 110V; 220V NEON BULB		
	CONTACT CONFIGURATION		
	1A1B1C	:::	
	2A2B2C		
	COLOR		
	RED; YELLOW; BLUE; GREEN; WHITE		
	MECHANICAL DURABILITY(TIMES)		
	1,000,000	100,000	:::
ELECTRICAL DURABILITY			
100,000	50,000	:::	




## DIMENSIONS(mm)

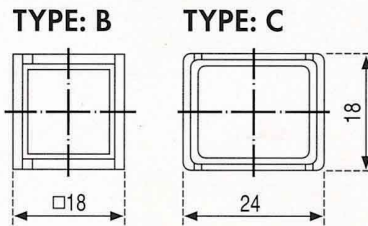
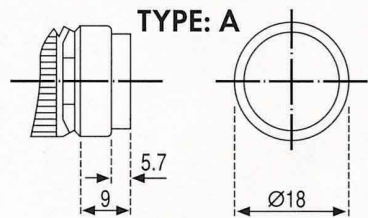
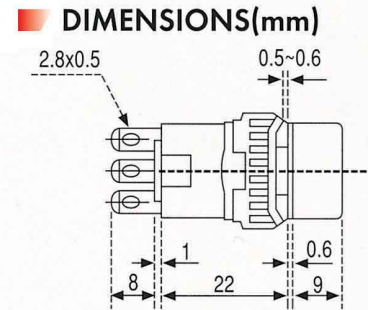





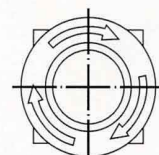
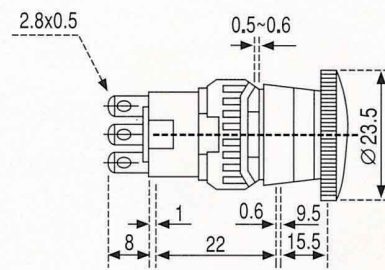
# Ø16 CONTROL UNIT

SUNS International, LLC

TYPE	SPECIFICATIONS	
<b>TYPE A</b> 	<b>PUSHBUTTON</b>	<b>PUSH LOCK PUSHBUTTON</b>
	<b>ITEM NO.</b>	
	<b>LAB16S</b>	<b>LAB16Z</b>
	<b>CONTACT CONFIGURATION</b>	
<b>TYPE B</b> 	<b>1A1B 1C</b>	
	<b>2A2B 2C</b>	
	<b>COLOR</b>	
<b>TYPE C</b> 	<b>MECHANICAL DURABILITY (TIMES)</b>	
	<b>1,000,000</b>	<b>100,000</b>
	<b>ELECTRICAL DURABILITY</b>	
	<b>100,000</b>	<b>50,000</b>






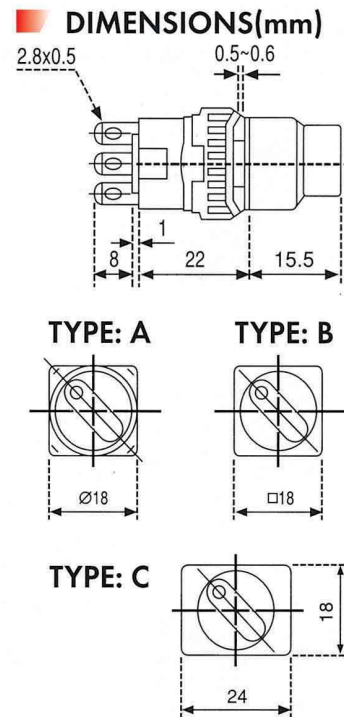
	SPECIFICATIONS	
	<b>PUSHBUTTON LATCH HEAD TURN TO RELEASE</b>	
	<b>ITEM NO.</b>	
	<b>LAB16-V</b>	
	<b>CONTACT CONFIGURATION</b>	
	<b>1A1B 1C</b>	
	<b>2A2B 2C</b>	
	<b>MECHANICAL DURABILITY (TIMES)</b>	
	<b>100,000 TIMES</b>	
	<b>ELECTRICAL DURABILITY</b>	
<b>100,000 TIMES</b>		








**Ø16 CONTROL UNIT**

<b>TYPE A</b> 	<b>SPECIFICATIONS</b>	
	<b>SELECTOR SWITCH</b>	
	<b>DESCRIPTION</b>	
	<b>90° 2 POLES</b>	<b>90° 3 POLES</b>
<b>TYPE B</b> 	<b>ITEM NO.</b>	
	<b>LAS16-2</b>	<b>LAS16-3</b>
	<b>CONTACT CONFIGURATION</b>	
	<b>1A1B 1C</b>	<b>2A2B 2C</b>
<b>2A2B 2C</b>		
<b>TYPE C</b> 	<b>MECHANICAL DURABILITY (TIMES)</b>	
	<b>100,000 TIMES</b>	
	<b>ELECTRICAL DURABILITY</b>	
		<b>100,000 TIMES</b>



<b>TYPE A</b> 	<b>SPECIFICATIONS</b>	
	<b>KEY SWITCH</b>	
	<b>DESCRIPTION</b>	
	<b>90° 2 POLES</b>	<b>90° 3 POLES</b>
<b>TYPE B</b> 	<b>ITEM NO.</b>	
	<b>LAS16-2K</b>	<b>LAS16-3K</b>
	<b>CONTACT CONFIGURATION</b>	
	<b>1A1B 1C</b>	<b>2A2B 2C</b>
<b>2A2B 2C</b>		
<b>TYPE C</b> 	<b>MECHANICAL DURABILITY(TIMES)</b>	
	<b>100,000 TIMES</b>	
	<b>ELECTRICAL DURABILITY</b>	
		<b>100,000 TIMES</b>

